



S3150


Serial Communication Control Panel



Still an important and relevant system today, EntryPass Serial Communicators enables transmission of information between computers or between computers and peripheral devices one bit at a time over a single line, either synchronous or asynchronous. Our range of Serial Communication devices varies from integrated controllers with built-in readers to advanced 4 readers control panel and even hybrid input/output control panels to suit your specific needs and requirements.




S3150 Serial Communication Control Panel



HIGH PERFORMANCE

Based on the latest HCB (Hybrid Compact Board), S3150 is a high reliability, high efficiency and highly integrated intelligent multi-application control panel targeted for physical access control industry. It features a 32bits Freescale ColdFire microcontroller running at 60MHz, this control panel can fulfill most demanding requirement in physical access control environment.



DOOR INTERLOCKING

2 In doors interlocking within the control panel, no external wiring is needed. Cross-board interlocking is achievable by acquiring the interlocking signal coming from second control panel before granting the accessibility to the local controller.

Feature Highlight

Support Single / 2-In doors

Support Car Park Mode

Compatible with various Reader Technologies

RS-485 / RS-232 Communication Ports

Configurable Digital / Supervised inputs (4)

Quick Terminal Plug-in Connectors

Dynamic Operation Profile

Firmware Upgrade Via Server

Reader Output Control

AC Fail Monitoring

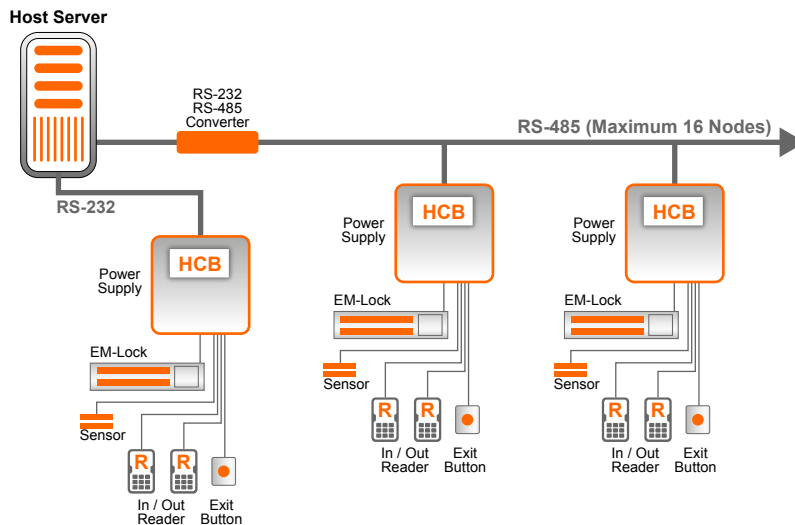
Battery Monitoring

Onboard & Cross-Board Door Interlocking

Support 5,000 Users And 10,000 Events Memory

S3150 Serial Communication Control Panel

Basic System Diagram



Technical Specification

Hardware	Description
Dimension	158mm (w) x 90mm (H)
MCU	32bits @ 60MHz
Memory	256K Flash Memory 32K SRAM (Buffer) 64Mbits Non-Volatile SPI Flash Memory (Storage)
Operating Temperature	0 °C to 40 °C
Card holder	5,000
Event Transaction	10,000
Access Level	255 Sets
Digital/Supervise Inputs	Max. 4, User Configurable (Door Sensor/Request-To-Exit/Fire Input/General Purpose)
Digital Output	Max. 2 Dry Contact Relay
Onboard Real Time Clock	Yes
Serial Communication Port	RS232/RS485 User Configurable
Power Protection	Resettable Fuse - 2.5A
Surge Protection	TVS - Up to 15KVA
Onboard LED Control	Power / Communication / Event / Error
Onboard Buzzer	1
AC Fail Monitoring	Yes
Battery Monitoring	Yes (Firmware threshold control to shutdown control panel)
External Short Circuit Protection	At readers
Backup Battery	Yes, Apply to RTC only

Ordering Information

EP.S3150.PCB EntryPass 2 Readers Advanced Serial Door Control Panel Only
 EP.S3150.PSU EntryPass 2 Readers Advanced Serial Door Control Panel with Power Supply Unit

S3150 Serial Communication Control Panel

